

E-course ‘Sustainable development in practice’ MANUAL



1

TABLE OF CONTENTS

Introduction.....	3
How to enroll in a course ?.....	4
Educative modules.....	7
Certificates.....	9

Introduction

Dear friend,

We are glad you decided to participate in online course 'Sustainable development in practice'. In order to make the whole process easier for you, we created this short manual.

Online course is the opportunity for you to learn more about specific useful practices in the field of sustainable development. Course was created within Erasmus+ project 'Creative Youth for a Sustainable Environment' by partner organizations from four countries: Croatia, Czech Republic, Italy and Spain. The language of the course is English. The course is aimed at strengthening the capacity of young people in the area of environmentally sustainable development. If you are interested in various sustainability practices, then this is something for you! By participating in the course you have, among other things, the opportunity to:

- learn the steps for implementation of environmental campaigns
- learn how to start your own food production in an urban area
- learn how to make a financial plan for marketing of eco products in your community
- share knowledge and experience on environmentally sustainable practices with experts from Spain, Italy, Croatia and the Czech Republic
- **receive your official project certificate of completion**

Let's begin!

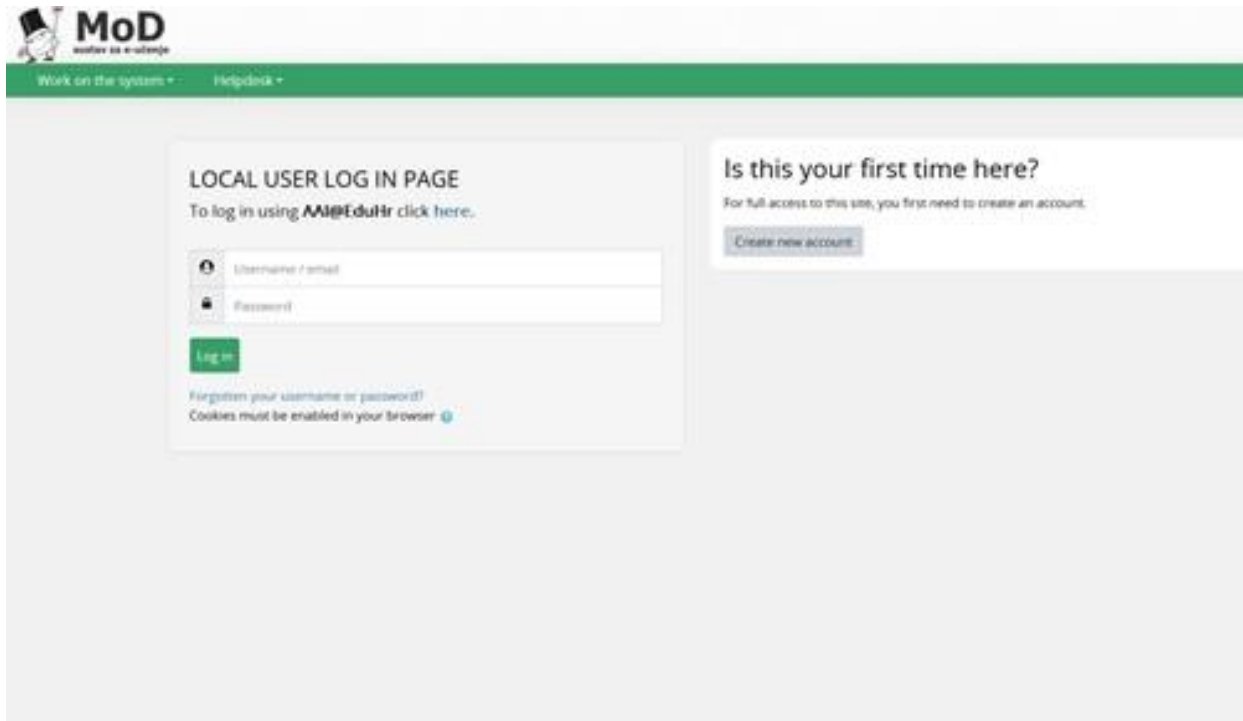
How to enroll in the course?

In order to enroll in 'Sustainable development in practice', first you must create an account on the MOD, an E-learning platform where our course takes place.

Link to the platform: <https://mod.srce.hr/course/view.php?id=320>

Create your account and enroll in our course in a several following steps.

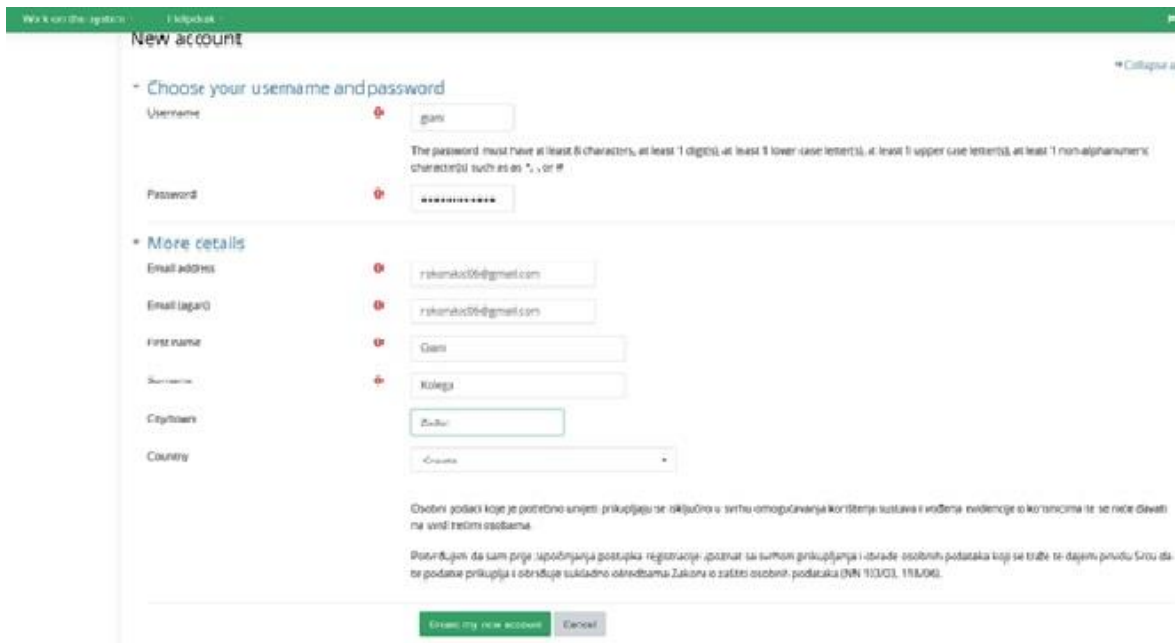
1. Go to 'Create new account' option



The screenshot shows the MoD (Modular Open Distance) login page. At the top left is the MoD logo with the tagline 'modular as a challenge'. Below the logo is a green navigation bar with 'Work on the system' and 'Helpdesk' links. The main content area is divided into two sections. The left section is titled 'LOCAL USER LOG IN PAGE' and contains a login form with fields for 'Username / email' and 'Password', a 'Log in' button, and links for 'Forgotten your username or password?' and 'Cookies must be enabled in your browser'. The right section is titled 'Is this your first time here?' and contains the text 'For full access to this site, you first need to create an account.' and a 'Create new account' button.

4

2. Fill in all needed data



Work on the system | Helpdesk

New account

Choose your username and password

Username:

Password:

The password must have at least 8 characters, at least 1 digit, at least 1 lower case letter(s), at least 1 upper case letter(s), at least 1 non-alphanumeric character(s) such as @, ., or #

More details

Email address:

Email (again):

First name:

Surname:

City/town:

Country:

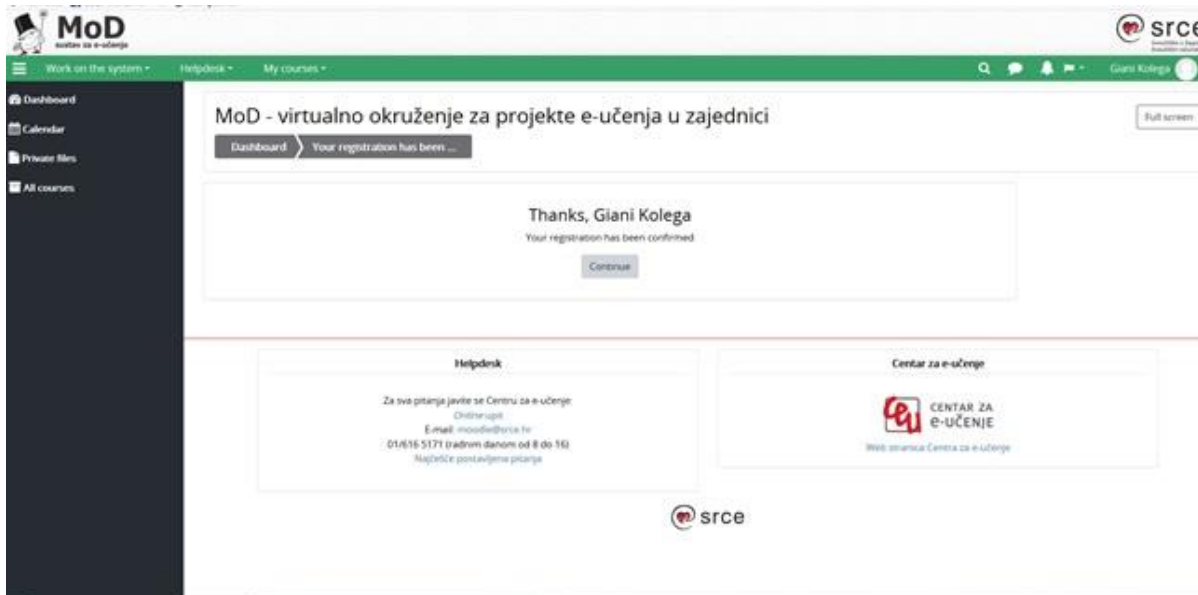
Osobni podaci koje je potrebno snijeti prikupljaju se isključivo u svrhu omogućavanja korištenja sustava i vođenja evidencije o korisnicima te se neće davati na vidljivi način trećim osobama.

Posređujemo da sam prije izvođenja postupka registracije, upoznat sa svrhom prikupljanja i obrade osobnih podataka koji se traže te dajem prvu Stru da te podatke prikuplja i obrađuje sukladno odredbama Zakona o zaštiti osobnih podataka (NN 1/13/03, 118/06).

[Create my new account](#) [Cancel](#)

5

3. After finishing that step, you will receive email with confirmation link. Follow it and then click to 'Continue'



MoD - virtualno okruženje za projekte e-učenja u zajednici

Dashboard > Your registration has been ...

Thanks, Gani Kolega

Your registration has been confirmed

[Continue](#)

Helpdesk

Za sva pitanja javite se Centru za e-učenje


Online upit

Email: moed@srce.hr

01455 5171 (radnim danom od 8 do 16)

Najbrže postavljamo pitanja

Centar za e-učenje

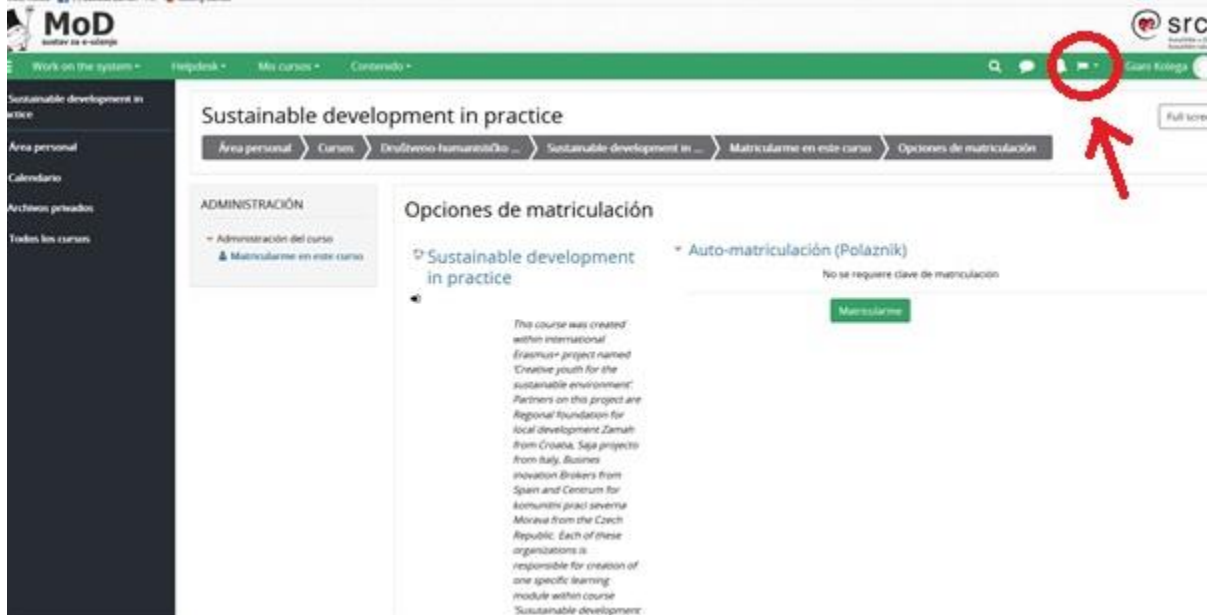
 CENTAR ZA E-UČENJE

Web stranica Centra za e-učenje

srce



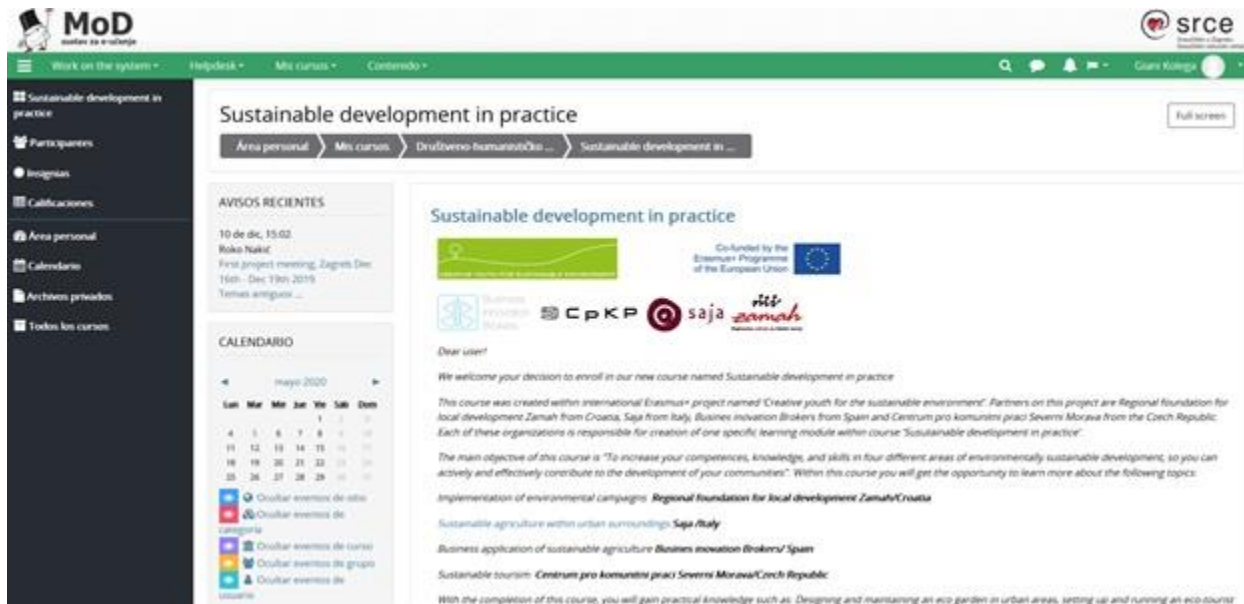
5. In this step if you wish you can change the language of the interface (flag icon in the upper right corner). Click on the green button 'Enroll me'



The screenshot shows the MoD course page for 'Sustainable development in practice'. The top navigation bar includes 'Work on the system', 'Helpdesk', 'Mis cursos', and 'Contenido'. A red circle highlights a flag icon in the top right corner, with a red arrow pointing to it. Below the navigation bar, the course title 'Sustainable development in practice' is displayed. The main content area shows 'Opciones de matriculación' (Enrollment options) for the course. A green button labeled 'Matricularme' (Enroll me) is visible. The page also includes a sidebar with navigation options like 'Área personal', 'Calendario', and 'Archivos privados'.

6

6. After clicking you are automatically enrolled in the course. Congrats.



The screenshot shows the MoD course page after enrollment. The top navigation bar is the same as in the previous screenshot. The main content area now displays 'Sustainable development in practice' with a welcome message: 'Dear user! We welcome your decision to enroll in our new course named Sustainable development in practice'. Below the welcome message, there is a detailed description of the course, its objectives, and the topics to be covered. The page also includes a sidebar with navigation options like 'Participantes', 'Insignias', 'Calificaciones', and 'Área personal'. The course title 'Sustainable development in practice' is prominently displayed at the top of the main content area.

Educative modules

Our online course is consisted out of four educative modules. Each module has three main components

- Guidebook (Guidebook is available in the form of E-book and in PDF format as well)
- Additional documents (videos, PowerPoint presentations etc.)
- Test

Educative module 1 ‘Implementation of environmental campaigns’

Creator of the module: Regional foundation for sustainable development Zamah, Croatia

What will you learn?

Needed steps in order to successfully organize campaign.

How to define goal and strategy for your campaign.

How to communicate your campaign with media and public.

7

Educative module 2 Sustainable agriculture within urban surroundings

Creator of the module: Saja, Italy

What will you learn?

What is a permaculture design?

Steps in designing agricultural project within urban surroundings

You will learn more about different sustainable agricultural practices (bee keeping, composting etc.)

Educative module 3 Business application of sustainable agriculture/ supply and demand

Creator of the module: Business Innovation Brokers S. Coop, Spain

What will you learn?

Define your business idea

How to choose right business partners, channels of distribution for your products etc.

How to make your own production plan

Educative module 4 Sustainable tourism

Creator of the module: Centrum for komunitni praci severna Morava, Czech Republic

What will you learn?

What is sustainable tourism?

What is sustainable and responsible traveling

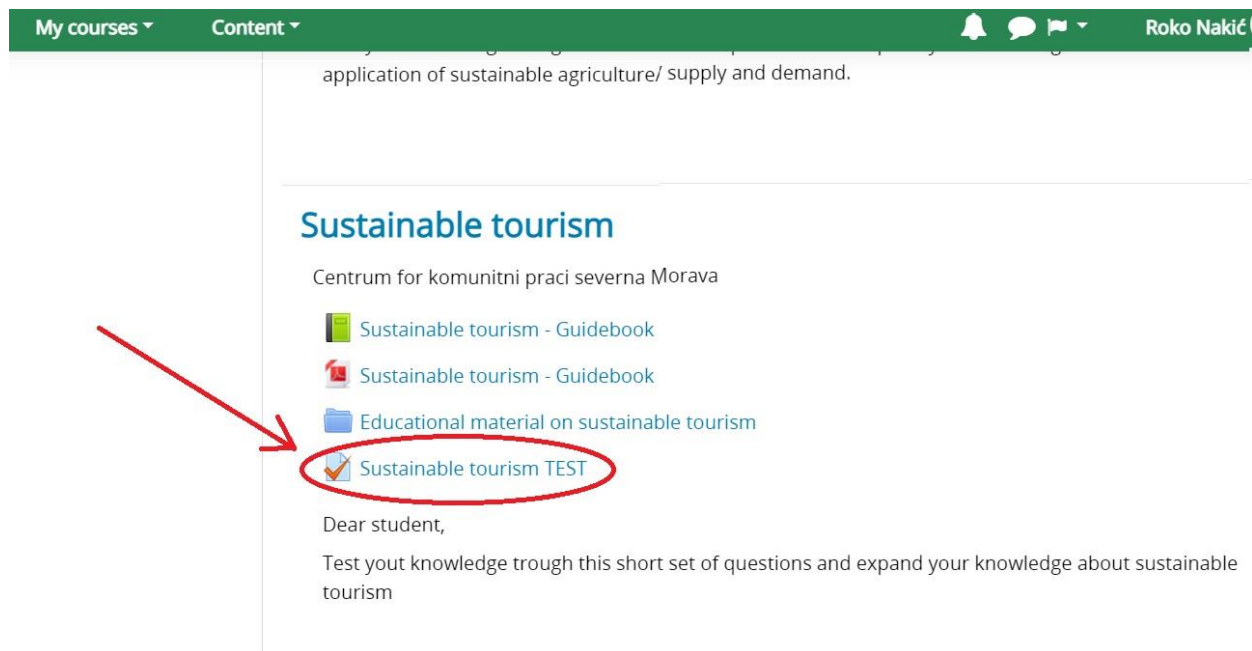
How to reduce your carbon footprint




Course certificates

Time to get your certificate of completion!

By participating in the online course, you have the opportunity to test your knowledge and to get your official certificate of course completion.

First round of the online course will start **20th September 2021**. and will last to the **1th November 2021**. During this period, you have the opportunity to receive your official certificate. You can gain your certificate by successfully passing the tests.







My courses ▾ Content ▾    Roko Nakić

application of sustainable agriculture/ supply and demand.

Sustainable tourism

Centrum for komunitni praci severna Morava

-  Sustainable tourism - Guidebook
-  Sustainable tourism - Guidebook
-  Educational material on sustainable tourism
-  **Sustainable tourism TEST**

Dear student,

Test your knowledge through this short set of questions and expand your knowledge about sustainable tourism

9

Within each educative module there is a test of knowledge. Each test is consisted out of 11 short questions. All test questions are extracted from the belonging Guidebook.

Test rules:

Test time limit per attempt: 20 minutes

Maximum number of attempts per tests in each educative module: 4

Minimum percentage required for the certificate: 60%

By the end of each attempt, participant can see their result (percentage of correct answers). Only the best test attempts are registered at the end of the course.

Certificates of completion are sent to the successful participants by the end of the course (after 1st of November) on their email addresses.

Difference between module and course certificate

Module certificate

If participant has interest only in some and not in all educational modules, he/she has the opportunity to solve just the tests within the chosen modules. At the end of the course (after 20th of October) they will receive certificates of completion for module/s they have successfully passed.

10

Course certificate

However, if the participant has interest in all four educative modules, after the successful passing of all tests (4), they will receive a certificate of completion for the whole course '*Sustainable development in practice*'.

If you have any questions about platform usage, course enrollment, certificates etc., you can contact us on email address roko@zamah.hr

Good luck! 😊